

DALLAS LOVE FIELD

# On the Radar

VOLUME 1, ISSUE 5

JAN 28TH—FEB 3RD

## SPECIAL POINTS OF INTEREST:

- Dallas Love Field Airport TSA PreCheck Local Enrollment

## INSIDE THIS ISSUE:

- Weather Forecast 2
- Operations Report 2
- Operations Report Graphs 3
- Scheduled Closures 4
- Airport Diagram 5
- Contact Information 6

## Dallas Love Field Airport TSA Pre✓®

### Local Enrollment Event

Dallas Love Field Airport invites passengers to enroll in the popular TSA Pre✓® expedited screening program, February 6, 2017 through February 10, 2017 from 10:00 AM – 2:00 PM, 3:00 PM – 7:00 PM. February 13, 2017 through February 17, 2017 from 8:00 AM

– 12:00 PM, 1:00 PM – 5:00 PM.  
TSA Pre✓® is an ex-



**Transportation Security Administration**

pedited screening program that enables identified low-risk air travelers to enjoy a smart and more effi-

cient screening experience. For TSA Pre✓® travelers, there is no need to remove shoes, 3-1-1 liquids, laptops, light outerwear or belts. Today, TSA Pre✓® has more than 450 lanes at 167 U.S. airports. Applying for TSA Pre✓® through this local enrollment event is



*“Dallas Love Field Airport has a history as bright as its future.”*

# Weather Forecast

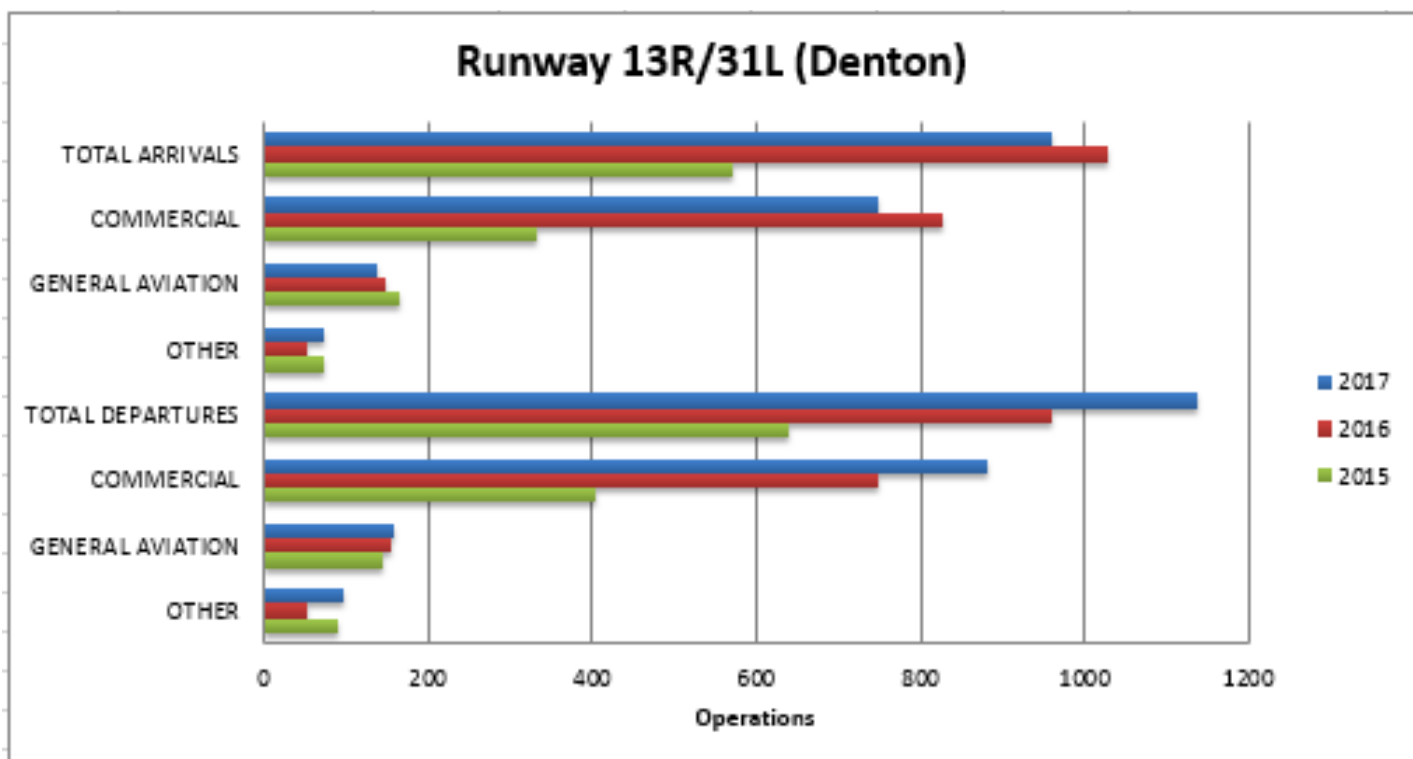
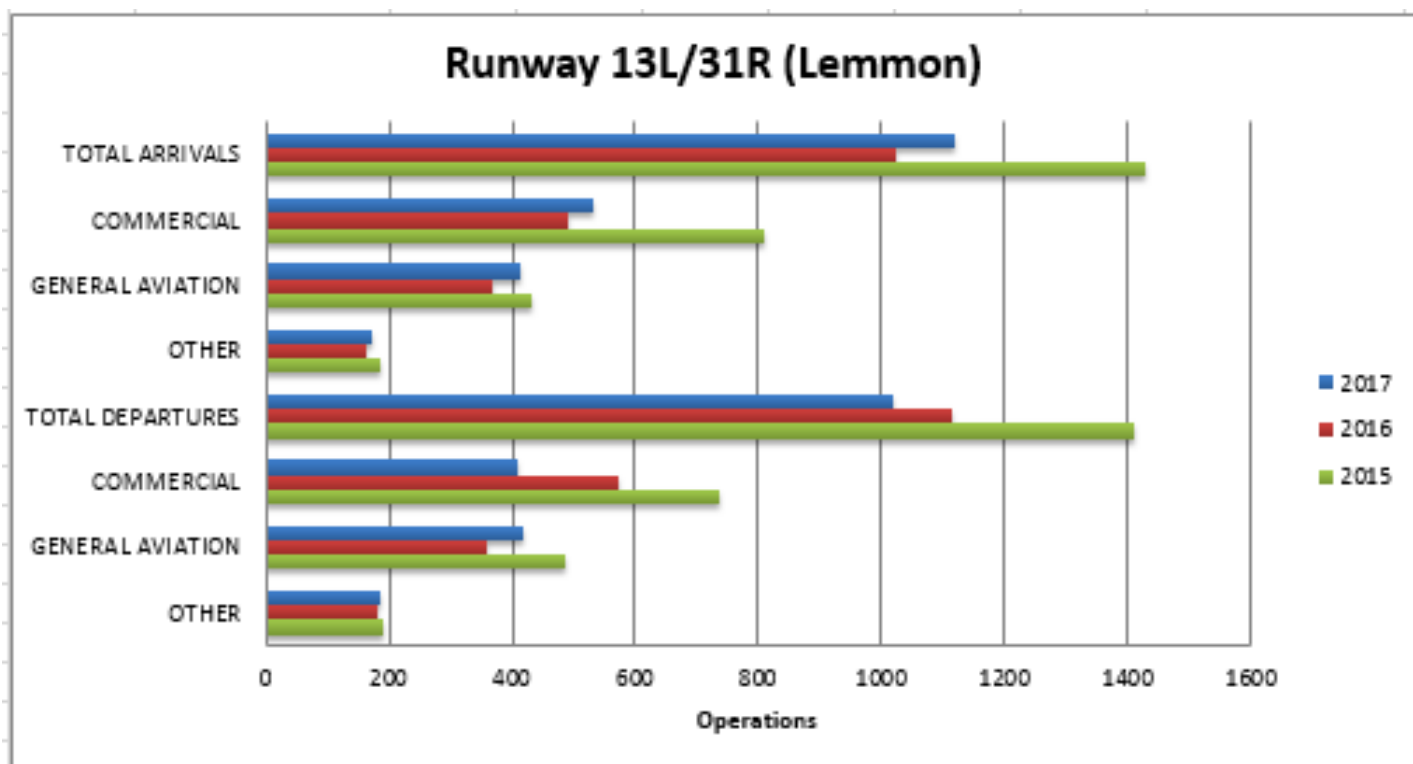
| Sat 01/28 | Sun 01/29 | Mon 01/30 | Tue 01/31 | Wed 02/01 | Thu 02/02     | Fri 02/03     |
|-----------|-----------|-----------|-----------|-----------|---------------|---------------|
| 57°   38° | 61°   41° | 70°   46° | 71°   48° | 67°   50° | 69°   53°     | 71°   57°     |
|           |           |           |           |           |               |               |
| Clear     | Clear     | Clear     | Clear     | Clear     | Partly Cloudy | Partly Cloudy |
| 0 in      | 0 in      | 0 in      | 0 in      | 0 in      | 0 in          | 0.02 in       |

# Operations Report

Operations for the Week of January 15th - January 21st

|                         | Runway 13L/31R (Lemmon) |                   |             |            | Runway 13R/31L (Denton) |            |             |            |
|-------------------------|-------------------------|-------------------|-------------|------------|-------------------------|------------|-------------|------------|
|                         | 13L                     | 31R               | Total       | Avg/Day    | 13R                     | 31L        | Total       | Avg/Day    |
| <b>ARRIVALS</b>         | <b>691</b>              | <b>427</b>        | <b>1118</b> | <b>160</b> | <b>442</b>              | <b>517</b> | <b>959</b>  | <b>137</b> |
| COMMERCIAL              | 349                     | 181               | 530         | 76         | 336                     | 412        | 748         | 107        |
| GENERAL AVIATION        | 231                     | 184               | 415         | 59         | 69                      | 69         | 138         | 20         |
| OTHER                   | 111                     | 62                | 173         | 25         | 35                      | 36         | 71          | 10         |
| <b>DEPARTURES</b>       | <b>436</b>              | <b>581</b>        | <b>1017</b> | <b>145</b> | <b>708</b>              | <b>429</b> | <b>1137</b> | <b>162</b> |
| COMMERCIAL              | 136                     | 274               | 410         | 59         | 573                     | 309        | 882         | 126        |
| GENERAL AVIATION        | 202                     | 218               | 420         | 60         | 79                      | 78         | 157         | 22         |
| OTHER                   | 98                      | 89                | 187         | 27         | 54                      | 42         | 96          | 14         |
|                         | Total Ops Combined      | Total Ops Average |             |            |                         |            |             |            |
| <b>TOTAL ARRIVALS</b>   | <b>2077</b>             | <b>297</b>        |             |            |                         |            |             |            |
| <b>TOTAL DEPARTURES</b> | <b>2154</b>             | <b>308</b>        |             |            |                         |            |             |            |
| <b>TOTAL OPERATIONS</b> | <b>4231</b>             | <b>604</b>        |             |            |                         |            |             |            |





# Scheduled Closures

## Scheduled Runway and Taxiway Closures

**All closures will be coordinated through Airport Operations and will be permitted based on weather and operational impact.**




- Sun/Jan 29th 2300 – Mon/Jan 30th 0600: Runway 13R-31L closed for Airfield Maintenance.
- Wed/Jan 1st 2300 – Thu/Jan 2nd 0600: Runway 13L-31R closed for Airfield Maintenance.

## ONGOING AIRFIELD CLOSURES:

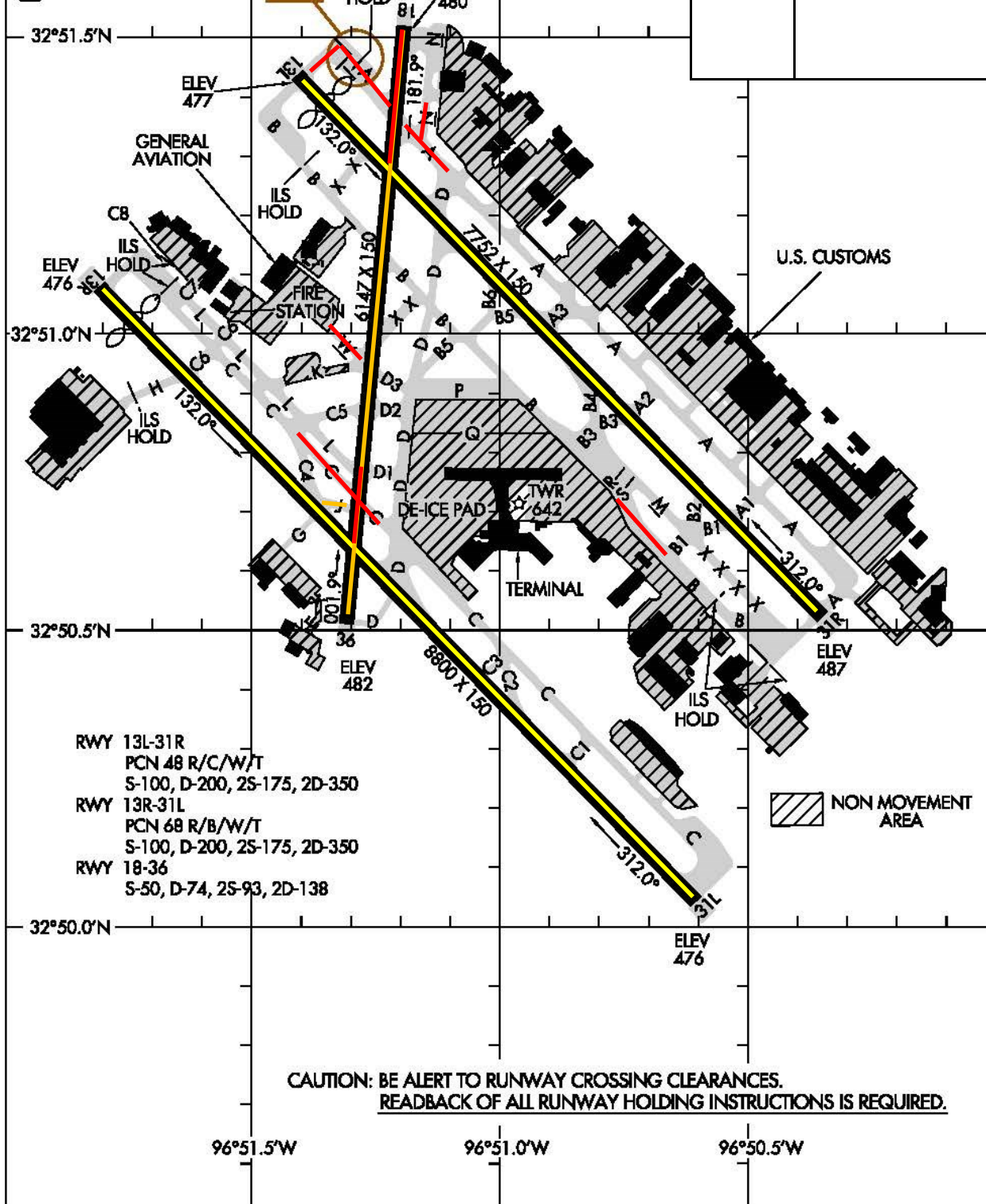
- Taxiway J closed indefinitely.
- Taxiway W closed until Tue/Jan 14th for safety area rut removal and shoulder repairs after aircraft excursion into grass.
- Sun/Jan 15th 2300 – Mon/Jan 15th 1700: Taxiway B closed between Taxiway B1 and Taxiway R for Taxiway B Rehabilitation Project.
- Repainting, realigning Vehicle Service Road and RON B starting Jan 15th
- Mon/Jan 16th 0500 – Fri/Jan 14th 1700: Runway 18-36 closed between Runway 13R-31L and Taxiway L Runway 18-36 Conversion – Taxiway Echo Rehabilitation Project.
- Mon/Jan 16th 0500 – Fri/Jan 14th 1700: Taxiway C closed between Taxiway D and Taxiway C4 for Runway 18-36 Conversion – Taxiway Echo Rehabilitation Project.
- Wed/Jan 18th 0700 – Sun/Jan 19th 1700: Taxiway A closed between Runway 18-36 and Taxiway D for pavement repairs.
- Wed/Jan 18th 0700 – Sun/Jan 19th 1700: Taxiway N closed south of the entrance to Business Jet Center for pavement repairs.
- Wed/Jan 25th 0500 – Wed/Jan 15th 1700: Runway 18-36 closed between Runway 13L-31R and Taxiway N for Runway 18-36 Conversion – Taxiway Echo Rehabilitation Project.
- Wed/Jan 25th 0500 – Wed/Jan 15th 1700: Taxiway A closed between Runway 13L-31R and Runway 18-36 for Runway 18-36 Conversion – Taxiway Echo Rehabilitation Project.

# AIRPORT DIAGRAM

AL-106 (FAA)

|   |                                   |
|---|-----------------------------------|
|  | Runway Closure                    |
|  | Taxiway Closure                   |
|  | Ongoing Runway or Taxiway Closure |

ATIS  
120.15  
LOVE TOWER  
123.7 239.3  
GND CON  
121.75 348.6  
CLNC DEL  
127.9  
CPDLC  
**D**



SC-2, 05 JAN 2017 to 02 FEB 2017

SC-2, 05 JAN 2017 to 02 FEB 2017

RWY 13L-31R  
PCN 48 R/C/W/T  
S-100, D-200, 2S-175, 2D-350

RWY 13R-31L  
PCN 68 R/B/W/T  
S-100, D-200, 2S-175, 2D-350

RWY 18-36  
S-50, D-74, 2S-93, 2D-138

**CAUTION: BE ALERT TO RUNWAY CROSSING CLEARANCES.  
READBACK OF ALL RUNWAY HOLDING INSTRUCTIONS IS REQUIRED.**

96°51.5'W                      96°51.0'W                      96°50.5'W

# AIRPORT DIAGRAM

DALLAS, TEXAS  
DALLAS LOVE FIELD (DAL)



## Dallas Love Field

8008 Herb Kelleher Way  
Dallas, TX 75235  
Phone: 214-670-5683

In an effort to serve you better, Dallas Love Field has opened the Airport Communications Center (ACC) for your use. The ACC is staffed 24 hours a day to direct your airport related concerns. If you are submitting an aircraft noise complaint please call the ACC at **214-670-LOVE (5683)**.

## Noise Complaints:

You may submit noise complaints to the Department of Aviation through the PublicVue portal on the Love Field website at [www.dallas-lovefield.com](http://www.dallas-lovefield.com) and clicking the “Aircraft Noise Complaints” button on the right side of the screen.

