


# Department of Aviation Good Neighbor Program Community Meeting

**Tuesday, October 17, 2023**

**Rozalind Dickerson Cleaver**  
*Airport/Community Relations Manager*



City of Dallas



# AGENDA

**01** Good Neighbor Program Overview

**02** What's Going On?

**03** DAL Construction Projects

**04** Terminal Operations Parking  
Passenger Support

**05** Community Engagement Activities

**06**

# What is the Good Neighbor Program?



- A way to connect with the community on future ideas and planning input.
- Create livable, walkable and interconnected neighborhoods in our community.
- Operates in and around the airport with the mission to do all the good we can, in all the ways we can.





# Good Neighbor Program Goals

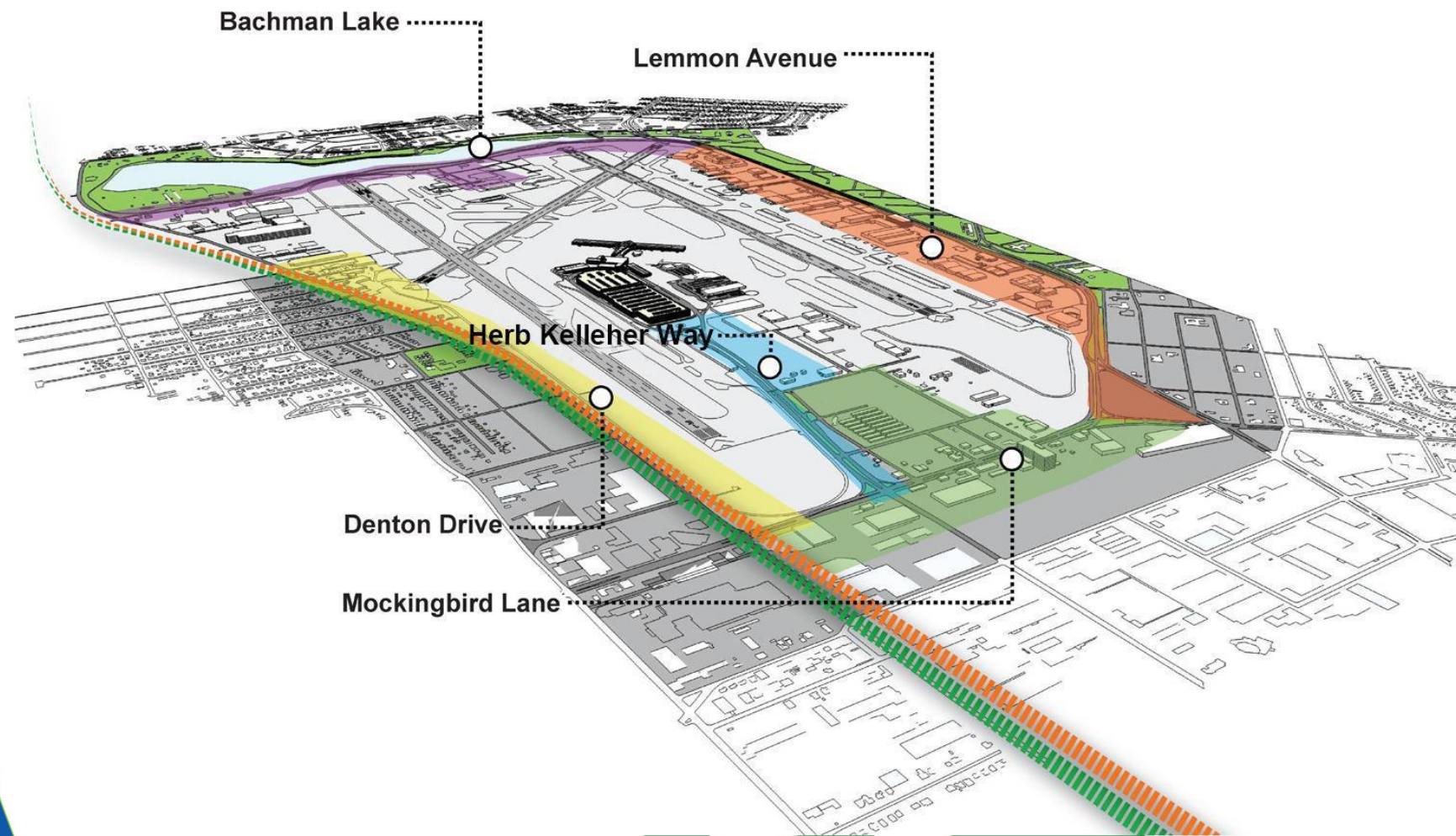
*Some of our goals in being a good neighbor include giving the community:*

- Off-airport urban design
- Landscaping and beautification
- Parks, trails and recreational activities
- Signage and traffic improvements
- Pedestrian improvements





# Target Areas



# *Good Neighbor Program*



*What's Going On?*

# Enplanement Data – All Airlines



Sum of Alaska Airlines started trending up on April 2022, rising by 21.18% (4,090) in 16 months. Sum of Delta Airlines jumped from 26,028 to 47,443 during its steepest incline between March 2023 and August 2023. Sum of Southwest Airlines experienced the longest period of growth (+422,589) between April 2021 and August 2023. Sum of Southwest Airlines fell by 120,721 in the last Month.

Source:

Airline self-reported data from Dallas Love Field Airport passenger statistics.

## Dallas Love Field Airport Total Passengers

### Enplaned/Deplaned Total Passengers

642K

Alaska Airlines

1M

Delta Airlines

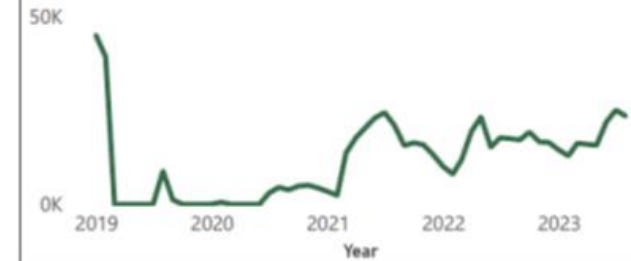
62M

Southwest Airlines

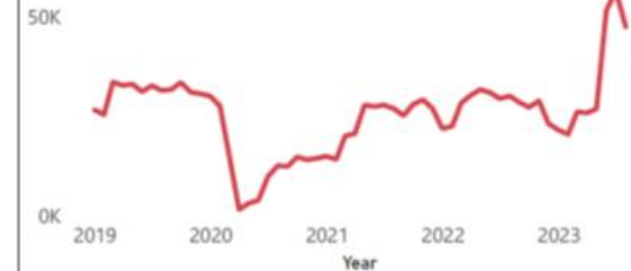
Year	Month	Alaska Airlines	Delta Airlines	Southwest Airlines
2023	January	14,432	21,487	1,178,785
2023	February	12,793	20,388	1,182,332
2023	March	16,157	26,028	1,472,724
2023	April	15,886	25,794	1,387,701
2023	May	15,621	26,779	1,513,224
2023	June	21,837	51,462	1,514,791
2023	July	24,961	56,408	1,500,406
2023	August	23,400	47,443	1,379,685
2022	January	10,033	21,826	975,941
2022	February	7,975	22,464	957,090
2022	March	11,782	28,231	1,349,914
2022	April	19,310	30,253	1,265,418

Refresh page (F5 Key) to return to default view.

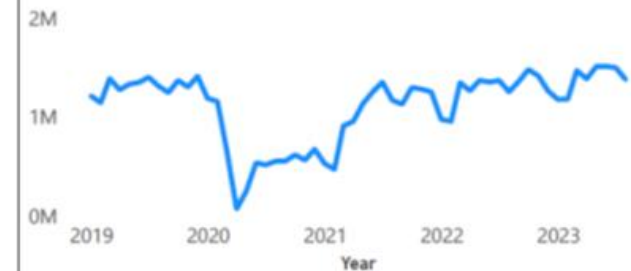
### Alaska Airlines



### Delta Airlines



### Southwest Airlines





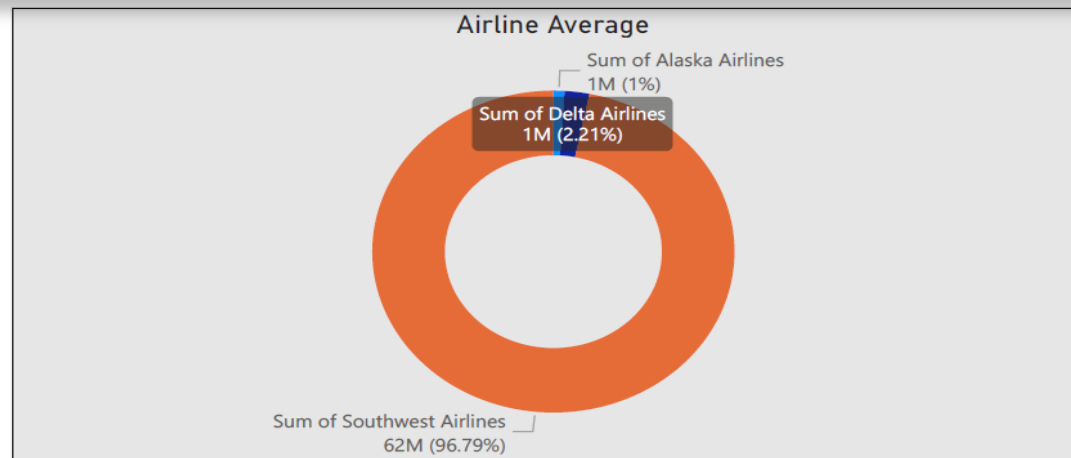
# 2022 – 2023 Enplanement Bookings Data Comparison



## Enplanement Data Comparison

Refresh page (F5 Key) to return to default view.

Monthly Totals & Month-Over-Month Change							
Year	Month	Sum of Alaska Airlines	Alaska Airlines MoM%	Sum of Delta Airlines	Delta Airlines MoM%	Sum of Southwest Airlines	Southwest Airlines MoM%
2023	January	14,432	-11.89%	21,487	-6.95%	1,178,785	-6.90%
2023	February	12,793	-11.36%	20,388	-5.11%	1,182,332	0.30%
2023	March	16,157	26.30%	26,028	27.66%	1,472,724	24.56%
2023	April	15,886	-1.68%	25,794	-0.90%	1,387,701	-5.77%
2023	May	15,621	-1.67%	26,779	3.82%	1,513,224	9.05%
2023	June	21,837	39.79%	51,462	92.17%	1,514,791	0.10%
2023	July	24,961	14.31%	56,408	9.61%	1,500,406	-0.95%
2023	August	23,400	-6.25%	47,443	-15.89%	1,379,685	-8.05%
2023	September		-100.00%		-100.00%		-100.00%
2022	January	10,033	-23.49%	21,826	-18.77%	975,941	-22.24%
2022	February	7,975	-20.51%	22,464	2.92%	957,090	-1.93%
2022	March	11,782	47.74%	28,231	25.67%	1,349,914	41.04%
2022	April	19,310	63.89%	30,253	7.16%	1,265,418	-6.26%
<b>Total</b>		<b>642,271</b>	<b>0.00%</b>	<b>1,427,968</b>	<b>0.00%</b>	<b>62,429,894</b>	<b>0.00%</b>



# *Good Neighbor Program*



## *Infrastructure & Development Project Updates*



# Lemmon Avenue Streetscape Enhancements

## PROJECT DESCRIPTION:

- Construction Notice to Proceed provided on September 15, 2023
- Construction to begin in October; estimated 21 months
- 12 ft. mixed-use with 10' in areas with right-of-way constraints with enhanced pedestrian crossings connecting to the Bachman Lake Trail system
- Main Gateway feature at Lemmon Avenue/Airdrome Drive triangle and two (2) secondary gateway features at Lovers Lane and Shorecrest Drive
- Project limits extended to Airdrome Drive and Mockingbird Lane (@ Collville Avenue)





# Crossfield Taxiways



## PROJECT DESCRIPTION:

This project will include the construction of Crossfield Taxiways and connecting taxiways, it will also include the construction of the proposed Remain Over Night (RONs), deicing areas, analyze the location of the run-up area and recommend relocation/reconfiguration.

- Access to the airfield will be from a temporary gate in the existing AOA fence
- Construction access to the site is via the VSR

This access route will keep construction traffic confined to the site.



**Project status: Construction**

**Estimated Project Completion: Winter 2024**



# DAL ARFF Station 21 Replacement



## PROJECT DESCRIPTION

- Provide a new Aircraft Rescue and Firefighting (ARFF) station to replace existing Station 21.
- Project will include new access roadway and required utilities to provide service to the facility.

***Project status: Design***



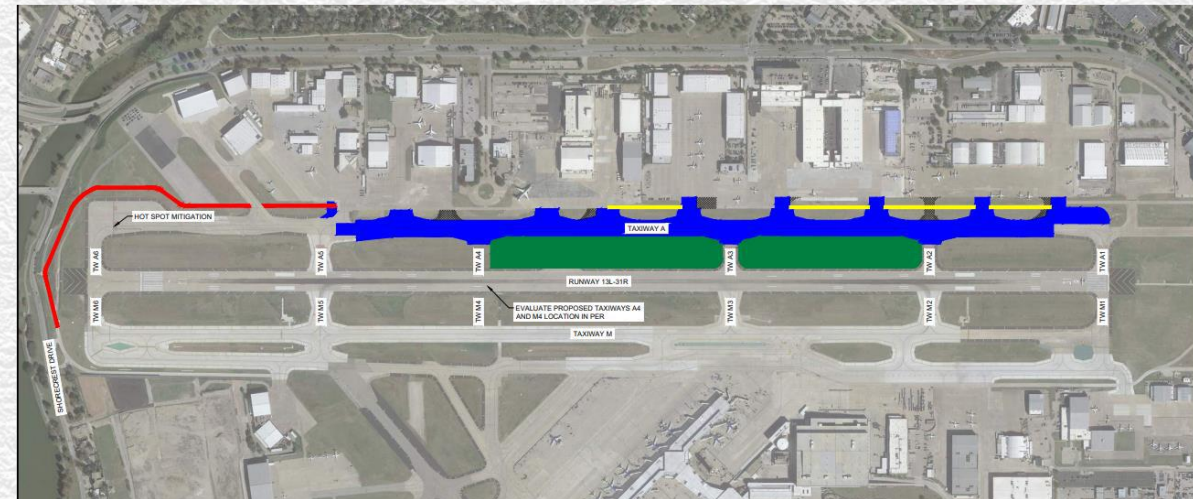


# 13L-31R Runway Safety Area Evaluation and Taxiway A Rehab



## PROJECT DESCRIPTION

- Council awarded Construction 09/27/2023
- Review and assess the Runway Safety Area for runway 13L-31R.
- Realign the vehicle Service Road.
- Rehabilitate Taxiway Alpha.



**Project status: Construction Winter 2023**



# Capital Projects Forecast



- ARFF Station Replacement and Airside Operation

## **Design**

- RSA Evaluation of Runway 13L –31R and Rehabilitation of Taxiway A

## **Construction**

- DAL Baggage Handling System Upgrades

## **Analysis**

- DAL EMS Suite

## **Close Out**

- DAL TNC Facility

## **Close Out**

- DAL HVAC System Upgrades

## **Design**







Dallas Airport System

**Good  
Neighbor  
Program**

**Terminal  
Operations  
Parking  
Passenger  
Support**





# Transportation Network Company Providers



## Dallas Love Field Airport

### Ride-Hailing Ground Transportation

Apps, Limos, Taxis





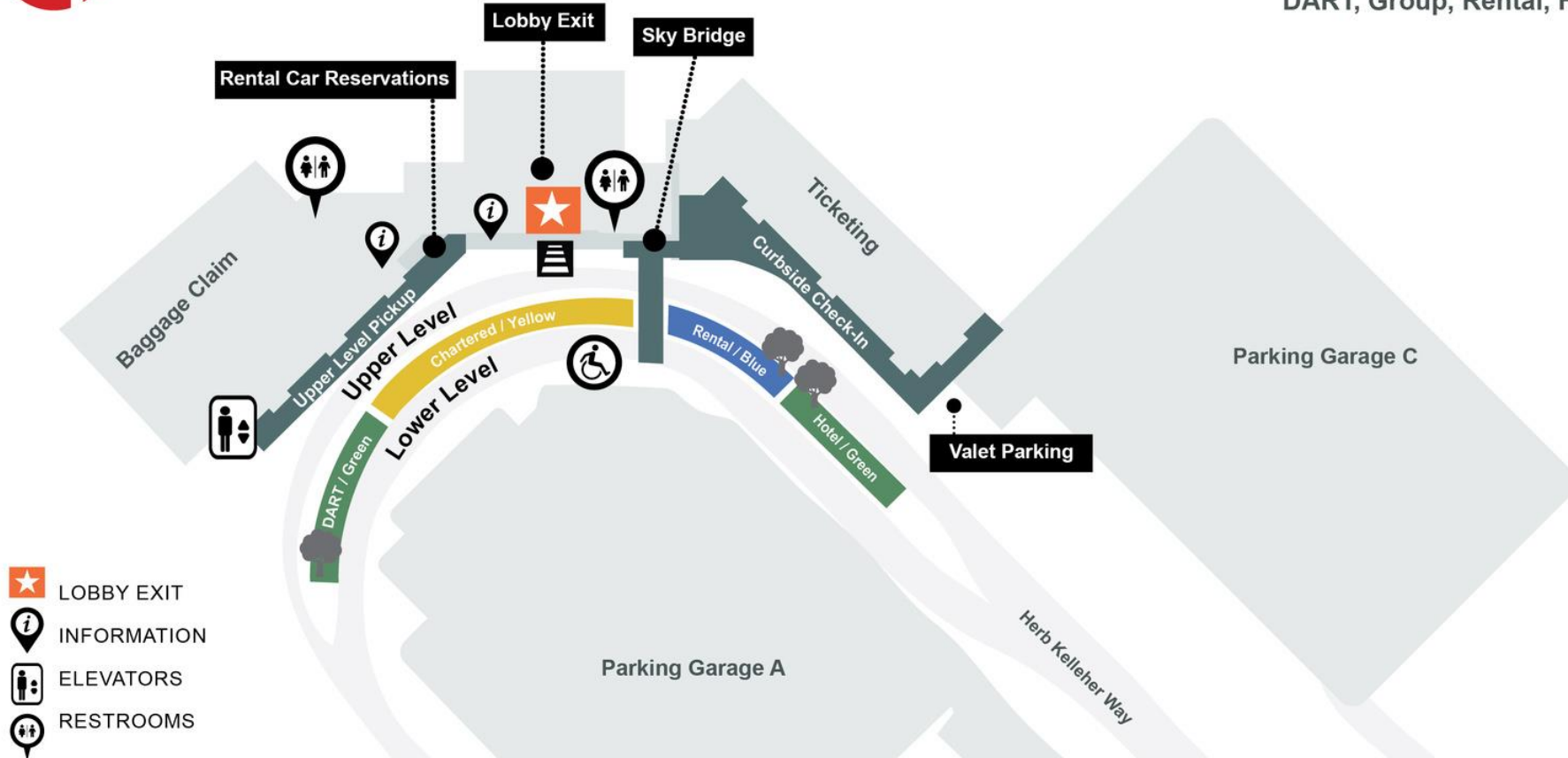
# Shuttles Services



Dallas Love Field


## Shuttles Ground Transportation

DART, Group, Rental, Hotel





# Community Engagement






# Community Activities



07/22/2023 – Frontiers of Flight Museum  
“Moon Day”





# DAL Area School Supply Packs



- DAL donated eight hundred (800) school supply packs to local schools around the airport just in time for school.
- Each location received two hundred (200) packs each. The schools were:
  - K.B. Polk Elementary
  - Obadiah Knight Elementary
  - T. J. Rusk Middle School &
  - Maple Lawn Elementary School



07/26/2023





# 27<sup>th</sup> Annual Mayor's Back to School Fair



08/04/2023 – Airport staff provided Dallas students and families with essential school supplies





# Other Community Activities



- 08/09/2023 – 35<sup>th</sup> Annual Crimes Against Children Conference
- 08/21/2023 – Oak Cliff Chamber of Commerce Legislative Summit
- 08/26/2023 – “Unity in the Community” Fair & Celebration
- 09/23/2023 – National Aviation Education Center “Girls in Aviation” Day







- **Q. I am excited about the Lemon avenue beautification with added sidewalks, landscaping and parks. I just went to the recent Calloway's nursery on Lemon and was surprised to see the sidewalk built right next to Lemmon with not even a foot of grass buffer. I'm addition, there is no room to move the sidewalk away from the street as the sea of parking lots are everywhere. No trees or landscaping along the street (and this a plant nursery?) as well unlike the landscaped city aviation office next door. I'm just surprised by the proposal compared to what I just saw at Calloway's as recent development. At least Calloway's didn't put up a lighted 20-foot pole sign or billboard.**
- *A. The improvements being made with the Lemmon Ave. Streetscape Enhancements project will only be made on City of Dallas property that allows enough room for the trail and landscaping buffer. The sidewalk in front of Calloway's Nursery was not included in this scope of work.*

